

# 特點

Features



# 特點

Feature



- | 千鳥刃設計，易排屑及有效降低切削阻力  
Stagger-toothed cutter with less resistance and faster chip removal rates.
- | 可一次安裝多片側銑刀加工  
Multiple, interchangeable inserts.
- | 可替換刀片，無需研磨刀具，大幅降低成本  
Grindless, indexable inserts.

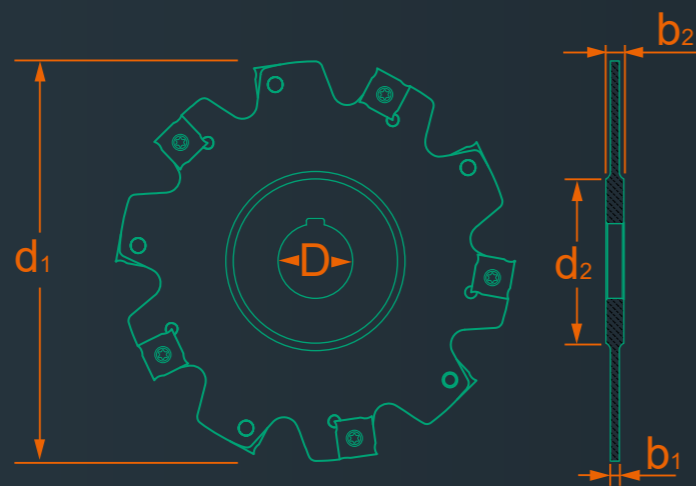
## 定寸生產

## 效率倍增



# 規格

Spec



## FMA 英制內孔

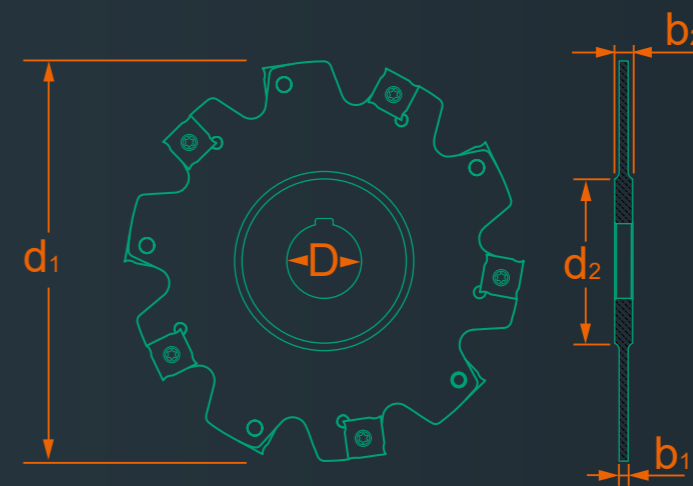
規格 Spec.	D	d <sub>1</sub>	d <sub>2</sub>	b <sub>1</sub>	b <sub>2</sub>	刃數 Teeth	刀片 Insert	重量 Weight
SDC-100×04A25.4	25.4	100	41	4	12	12	SN..1102	0.38
SDC-100×05A25.4	25.4	100	41	5	12	12	SN..1103	0.44
SDC-100×06A25.4	25.4	100	41	6	12	10	SN..1203	0.45
SDC-100×07A25.4	25.4	100	41	7	12	9	SN..1203	0.49
SDC-100×08A25.4	25.4	100	41	8	12	9	SN..1203	0.54
SDC-100×10A25.4	25.4	100	41	10	12	10	SN..1205	0.59
SDC-100×11A25.4	25.4	100	41	11	12	10	SN..1207	0.62
SDC-100×12A25.4	25.4	100	41	12	12	10	SN..1207	0.66
SDC-100×14A25.4	25.4	100	41	14	16	9	SN..1207	0.77
SDC-125×04A25.4	25.4	125	41	4	12	14	SN..1102	0.58
SDC-125×05A25.4	25.4	125	41	5	12	14	SN..1103	0.63
SDC-125×06A25.4	25.4	125	41	6	12	12	SN..1203	0.69
SDC-125×07A25.4	25.4	125	41	7	12	12	SN..1203	0.75

## 配件表 Accessories

刀片 Insert	螺絲 Screw	扳手 Wrench	扭力值 Torque
SN..1102	M3-3.5-5.0-90	T7	0.9 N.m
SN..1103	M3-4.3-5.0-90	T7	0.9 N.m
SN..1203	M4-5.0-6.2-90	T15	3.0 N.m
SN..1205	M4-8.2-6.2-90	T15	3.0 N.m
SN..1207	M4-11-6.2-90-T15-TIN	T15	3.0 N.m

# 規格

Spec



## FMA 英制內孔

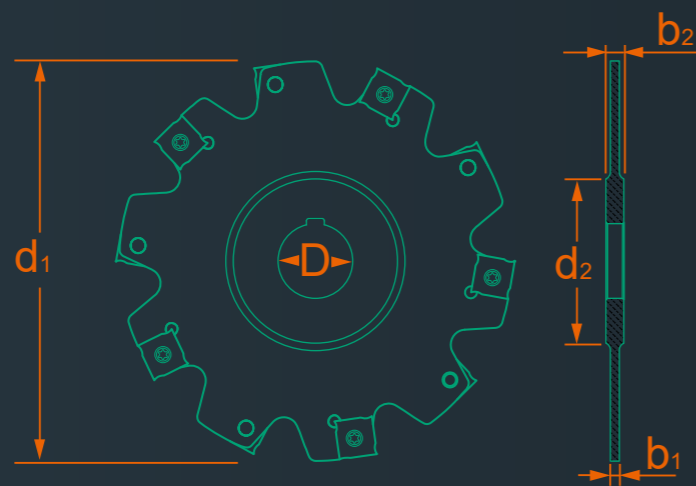
規格 Spec.	D	d <sub>1</sub>	d <sub>2</sub>	b <sub>1</sub>	b <sub>2</sub>	刃數 Teeth	刀片 Insert	重量 Weight
SDC-125×08A25.4	25.4	125	41	8	12	12	SN..1203	0.81
SDC-125×09A25.4	25.4	125	41	9	12	12	SN..1205	0.86
SDC-125×10A25.4	25.4	125	41	10	12	12	SN..1205	0.94
SDC-125×12A25.4	25.4	125	41	12	12	12	SN..1207	1.05
SDC-125×14A25.4	25.4	125	41	14	16	12	SN..1207	1.20
SDC-160×06A25.4	25.4	160	41	6	12	16	SN..1203	1.04
SDC-160×07A25.4	25.4	160	41	7	12	15	SN..1203	0.17
SDC-160×08A25.4	25.4	160	41	8	12	15	SN..1203	1.26
SDC-160×09A25.4	25.4	160	41	9	12	16	SN..1205	1.35
SDC-160×10A25.4	25.4	160	41	10	12	16	SN..1205	1.48
SDC-160×12A25.4	25.4	160	41	12	12	16	SN..1207	1.74
SDC-160×14A25.4	25.4	160	41	14	16	15	SN..1207	1.99

## 配件表 Accessories

刀片 Insert	螺絲 Screw	扳手 Wrench	扭力值 Torque
SN..1102	M3-3.5-5.0-90	T7	0.9 N.m
SN..1103	M3-4.3-5.0-90	T7	0.9 N.m
SN..1203	M4-5.0-6.2-90	T15	3.0 N.m
SN..1205	M4-8.2-6.2-90	T15	3.0 N.m
SN..1207	M4-11-6.2-90-T15-TIN	T15	3.0 N.m

# 規格

Spec



## FMB 公制內孔

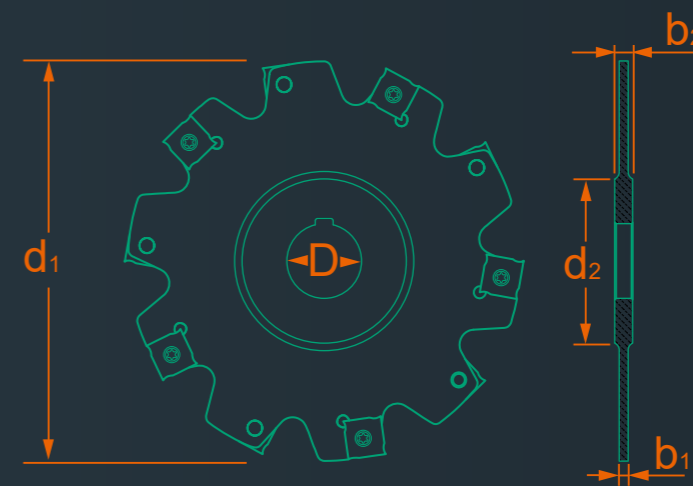
規格 Spec.	D	d1	d2	b1	b2	刃數 Teeth	刀片 Insert	重量 Weight
SDC-63×04B22	22	63	34	4	8	8	SN..1102	0.27
SDC-63×05B22	22	63	34	5	8	8	SN..1103	0.28
SDC-63×06B22	22	63	34	6	8	6	SN..1203	0.28
SDC-80×04B22	22	80	34	4	8	10	SN..1102	0.31
SDC-80×05B22	22	80	34	5	8	10	SN..1103	0.33
SDC-80×06B22	22	80	34	6	8	8	SN..1203	0.35
SDC-100×04B27	27	100	41	4	12	12	SN..1102	0.38
SDC-100×05B27	27	100	41	5	12	12	SN..1103	0.44
SDC-100×06B27	27	100	41	6	12	10	SN..1203	0.45
SDC-100×07B27	27	100	41	7	12	9	SN..1203	0.49
SDC-100×08B27	27	100	41	8	12	9	SN..1203	0.54
SDC-100×10B27	27	100	41	10	12	10	SN..1205	0.59
SDC-100×12B27	27	100	41	12	12	10	SN..1207	0.70
SDC-100×14B27	27	100	41	14	12	9	SN..1207	0.70

## 配件表 Accessories

刀片 Insert	螺絲 Screw	扳手 Wrench	扭力值 Torque
SN..1102	M3-3.5-5.0-90	T7	0.9 N.m
SN..1103	M3-4.3-5.0-90	T7	0.9 N.m
SN..1203	M4-5.0-6.2-90	T15	3.0 N.m
SN..1205	M4-8.2-6.2-90	T15	3.0 N.m
SN..1207	M4-11-6.2-90-T15-TIN	T15	3.0 N.m

# 規格

Spec



## FMB 公制內孔

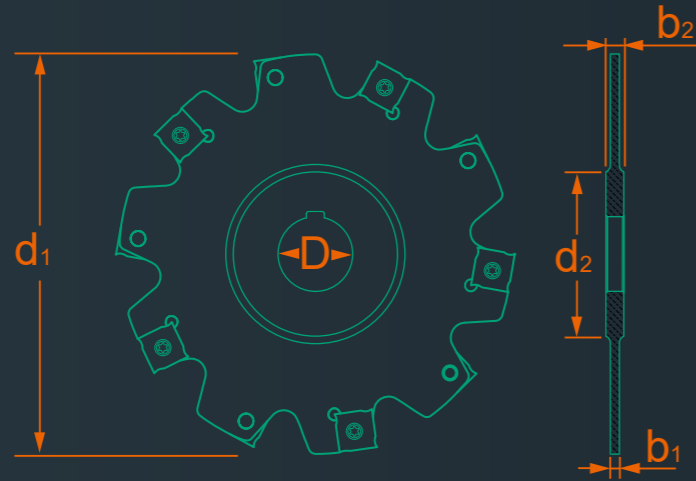
規格 Spec.	D	d1	d2	b1	b2	刃數 Teeth	刀片 Insert	重量 Weight
SDC-125×04B32	32	125	47	4	12	14	SN..1102	0.58
SDC-125×05B32	32	125	47	5	12	14	SN..1103	0.63
SDC-125×06B32	32	125	47	6	12	12	SN..1203	0.69
SDC-125×07B32	32	125	47	7	12	12	SN..1203	0.75
SDC-125×08B32	32	125	47	8	12	12	SN..1203	0.81
SDC-125×09B32	32	125	47	9	12	12	SN..1205	0.86
SDC-125×10B32	32	125	47	10	12	12	SN..1205	0.94
SDC-125×12B32	32	125	47	12	12	12	SN..1207	1.05
SDC-125×14B32	32	125	47	14	12	12	SN..1207	1.20
SDC-160×06B40	40	160	55	6	12	16	SN..1203	1.04
SDC-160×07B40	40	160	55	7	12	15	SN..1203	0.17
SDC-160×08B40	40	160	55	8	12	15	SN..1203	1.26
SDC-160×09B40	40	160	55	9	12	16	SN..1205	1.35
SDC-160×10B40	40	160	55	10	12	16	SN..1205	1.48
SDC-160×12B40	40	160	55	12	12	16	SN..1207	1.74
SDC-160×14B40	40	160	55	14	12	15	SN..1207	1.99

## 配件表 Accessories

刀片 Insert	螺絲 Screw	扳手 Wrench	扭力值 Torque
SN..1102	M3-3.5-5.0-90	T7	0.9 N.m
SN..1103	M3-4.3-5.0-90	T7	0.9 N.m
SN..1203	M4-5.0-6.2-90	T15	3.0 N.m
SN..1205	M4-8.2-6.2-90	T15	3.0 N.m
SN..1207	M4-11-6.2-90-T15-TIN	T15	3.0 N.m

# 規格

Spec



## FMB 公制內孔

規格 Spec.	D	d <sub>1</sub>	d <sub>2</sub>	b <sub>1</sub>	b <sub>2</sub>	刃數 Teeth	刀片 Insert	重量 Weight
SDC-200×06B50	50	200	69	6	12	18	SN..1203	-
SDC-200×08B50	50	200	69	8	12	18	SN..1203	-
SDC-200×10B50	50	200	69	10	12	18	SN..1205	-
SDC-200×12B50	50	200	69	12	12	18	SN..1207	-
SDC-200×14B50	50	200	69	14	14	18	SN..1207	3.20
SDC-250×08B50	50	250	69	8	12	24	SN..1203	4.30
SDC-250×10B50	50	250	69	10	12	24	SN..1205	4.30
SDC-250×12B50	50	250	69	12	12	24	SN..1207	4.50
SDC-250×14B50	50	250	69	14	14	24	SN..1207	4.50

## 配件表 Accessories

刀片 Insert	螺絲 Screw	扳手 Wrench	扭力值 Torque
SN..1102	M3-3.5-5.0-90	T7	0.9 N.m
SN..1103	M3-4.3-5.0-90	T7	0.9 N.m
SN..1203	M4-5.0-6.2-90	T15	3.0 N.m
SN..1205	M4-8.2-6.2-90	T15	3.0 N.m
SN..1207	M4-11-6.2-90-T15-TIN	T15	3.0 N.m

# 適用刀片規格

Applicable Insert Spec


ISO 分類	被加工材質								尺寸 (mm)				圖形 Drawing				
	P 合金鋼 Alloyed Steels	M 不鏽鋼 Stainless Steels	K 鑄鐵 Cast Iron	N 鋁及鋁合金 Aluminum&Al	S 高溫合金 Refractory Alloys	H 高硬度材 Hard Material	鍍層超微粒 Layer Coating Ultra-micro		超硬微粒 Ultra-hard Microprogram		Size						
	○	○	○	○	○	○	CHF	HF	d	i	s	r					
							OM4010	OM4025		OM5005							

切削狀態 Cutting Condition:  
 ● 連續切削 Continuous Cutting  
 ○ 一般切削 General Cutting  
 ■ 斷續切削 Interrupted Cutting

刀片類型 Insert Type	被加工材質 Machining Materials	刀片材質 Materials	切削速度 Vc(m/min)	每刃進給 fz(mm/rev)
SN..11 SN..12	P 合金鋼 Alloyed Steels	OM4010	90~250	0.08(0.06~0.12)
		OM4025	90~230	0.08(0.06~0.12)
	M 不鏽鋼 Stainless Steels	OM4010	55~110	0.06(0.06~0.12)
		OM4025	55~100	0.06(0.06~0.12)
K 鑄鐵 Cast Iron	OM4025	110~275	0.08(0.06~0.12)	
N 鋁合金 Aluminum&Al	OM5005	500~700	0.15(0.15~0.17)	

# 產品數位資訊

Product Digital Media



目錄  
Catalogue